




We all love an Easter egg hunt, so why not learn some navigation skills whilst having fun this weekend and try egg-orienteering!

- 1) Draw a map of your garden (if you have one), indoor space or both, marking on the key features
- 2) Mark on the start point with a red triangle 
- 3) Mark on each prize or control point with a red circle and number them in order. 
(handy hint – use a feature or corner of something so it is really specific)
- 4) Mark on the finish point with a red double circle 
- 5) At each control point place a prize, egg or even a letter. If this is a small area, you can use a token e.g. button, peg etc.
- 6) For a literature challenge, use letters to collect in order to make a word or the location of the main prize?
- 7) For an extra literature challenge – shuffle the letters to make an anagram to solve.
- 8) For a maths challenge, make each control into a sum to solve, or numbers and symbol to collect and solve at the end.
- 9) If you have more than one person – send them in different directions e.g. clockwise/anti-clockwise, or make it a time trial.

Top navigation skills:

- a) Keep the map 'set' so that it faces the features you are going to. If you know where North is, then mark this on the map with a black N↑ and keep the map set to N.
- b) If the map is large – fold it to show just the area you are going to.
- c) Place your thumb on the map to show you where you are right now.

Have fun, good luck and Happy Easter everyone!